

CR730/CR1300 Driver Installation

For Windows Vista

1-1 Installation

- ◆ Turn the cutter on and plug it into the computer.
- ◆ Close the Found New Hardware screen.

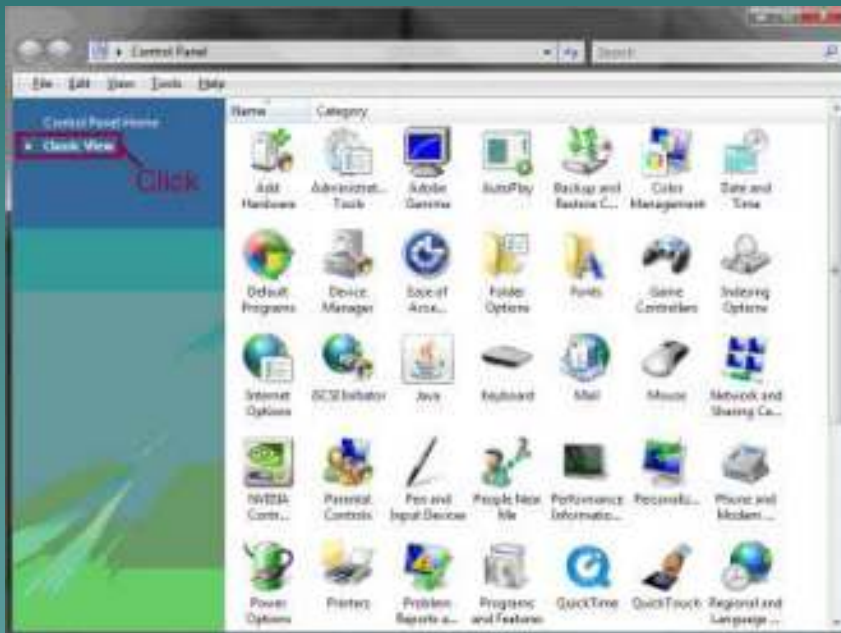


1-2 Installation

- ◆ Go to the Control Panel.
- ◆ Click the Start Menu button, then select 'Control Panel'.



1-3 Installation



- ◆ Click the Classic View button in the Control Panel.
- ◆ Open the Device Manager.

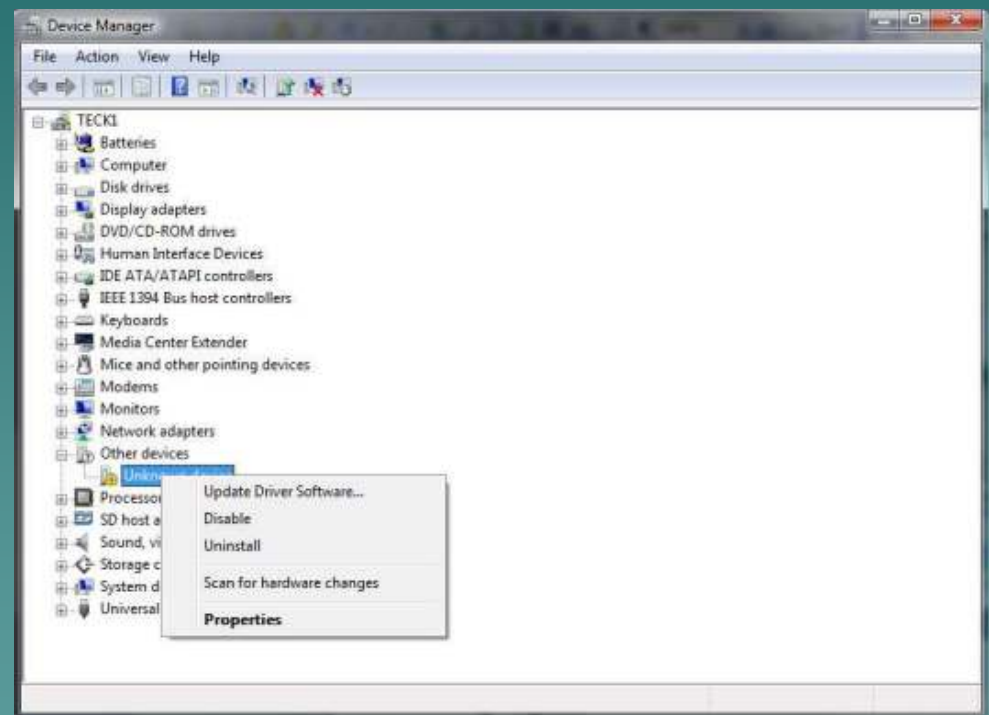
1-4 Installation



- ◆ Locate the Unknown Device.

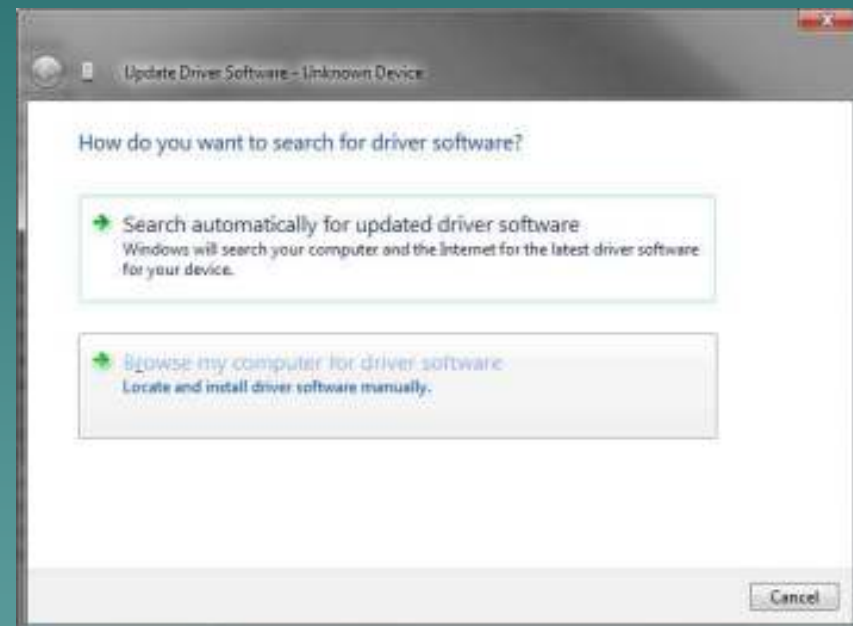
1-5 Installation

- ◆ Right click the Unknown Device
- ◆ Select 'Update Driver Software'.

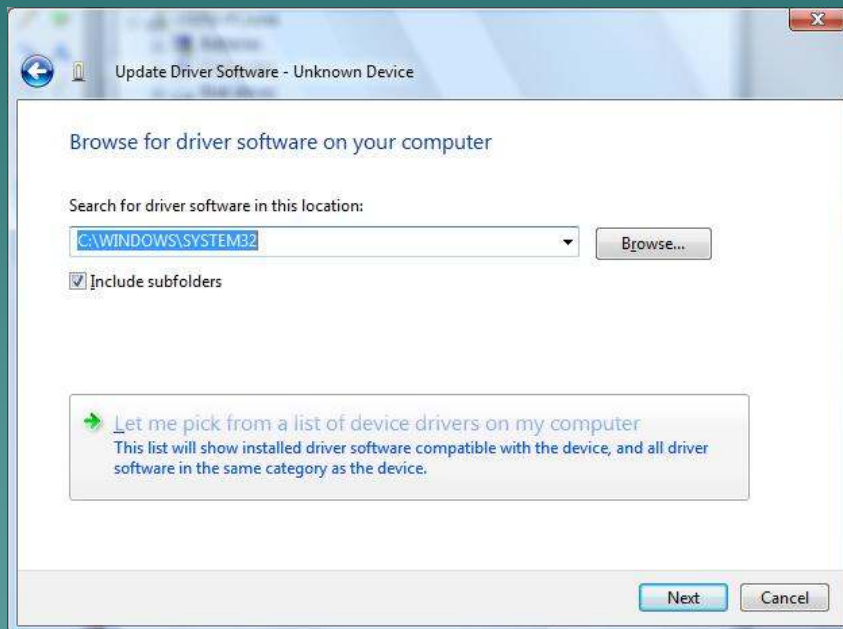


1-6 Installation

- ◆ Select the bottom option.
- ◆ “Browse my computer for driver software”



1-7 Installation

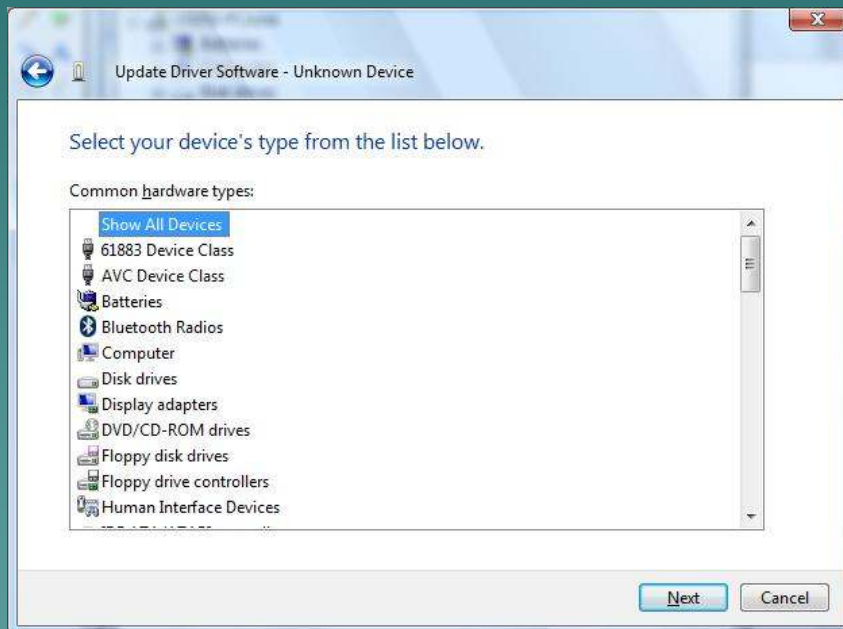


- ◆ Click the bottom option.
- ◆ “Let me pick from a list of device drivers on my computer”

1-8 Installation

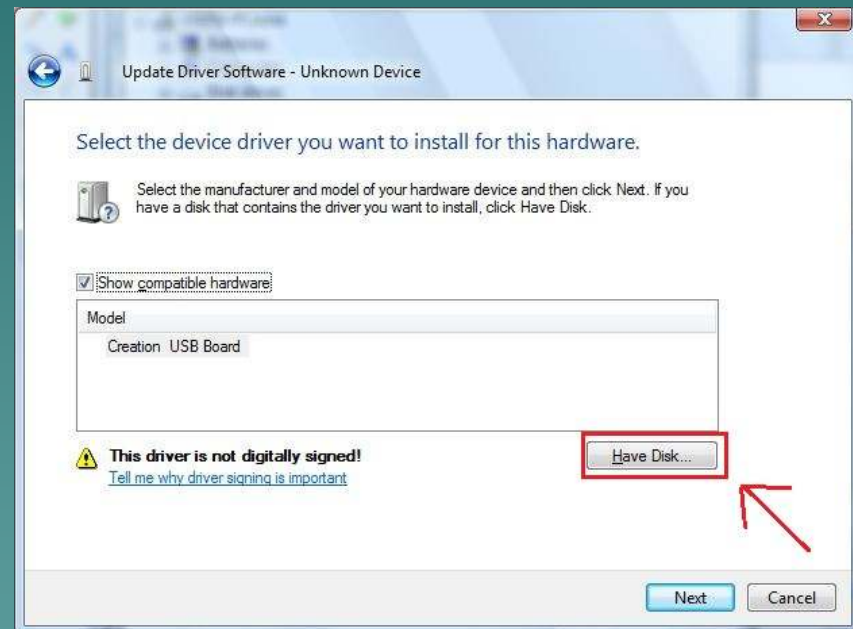
◆ Keep 'Show All Devices' selected.

◆ Click Next.



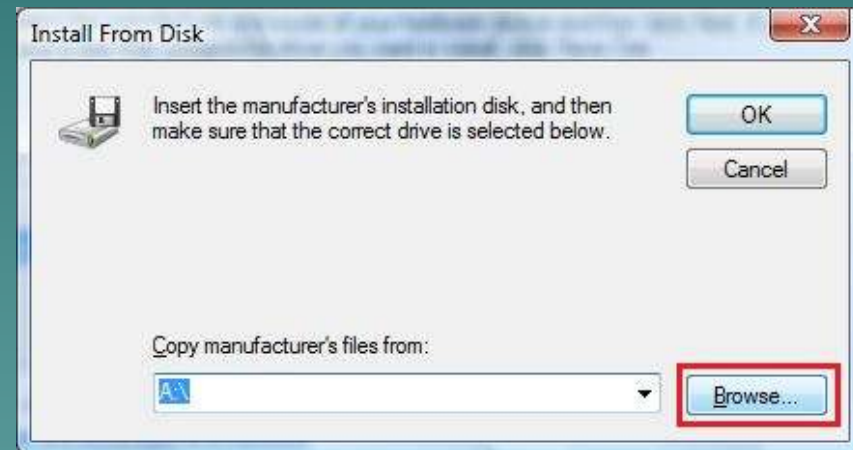
1-9 Installation

- ◆ Select 'Have Disk'

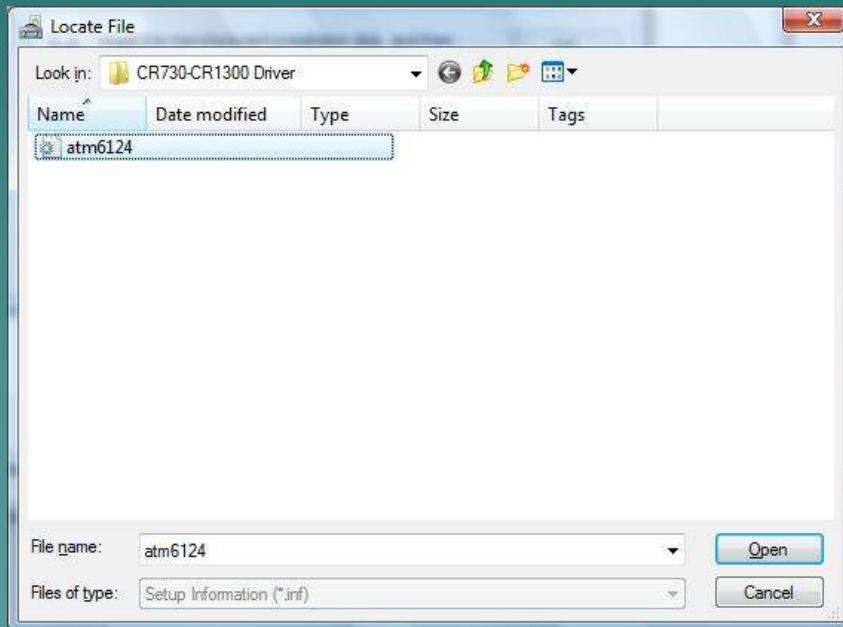


1-10 Installation

- ◆ Click “Browse”



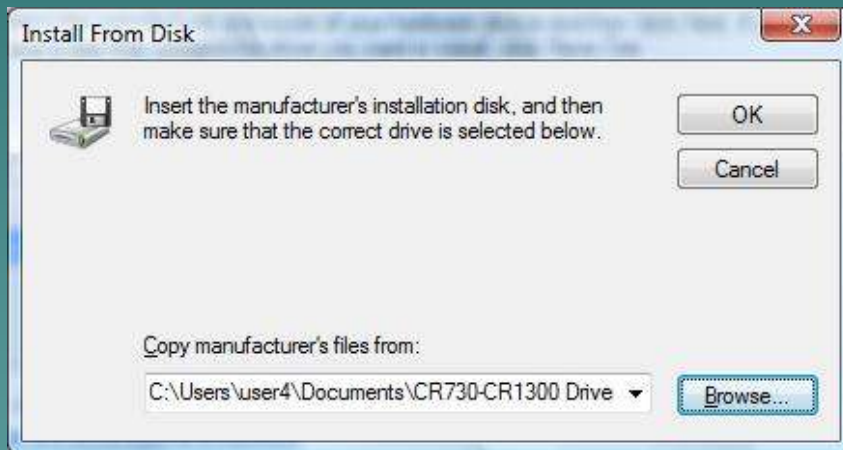
1-11 Installation



- ◆ Browse to the folder where your drivers are being kept.
- ◆ Select the file: 'atm6124' and click "Open".

1-12 Installation

- ◆ The folder listing the driver file will now be listed in the text box on this screen.



- ◆ Click OK.

1-13 Installation

- ◆ The Model will now list “Creation USB Board”.
- ◆ Click Next.

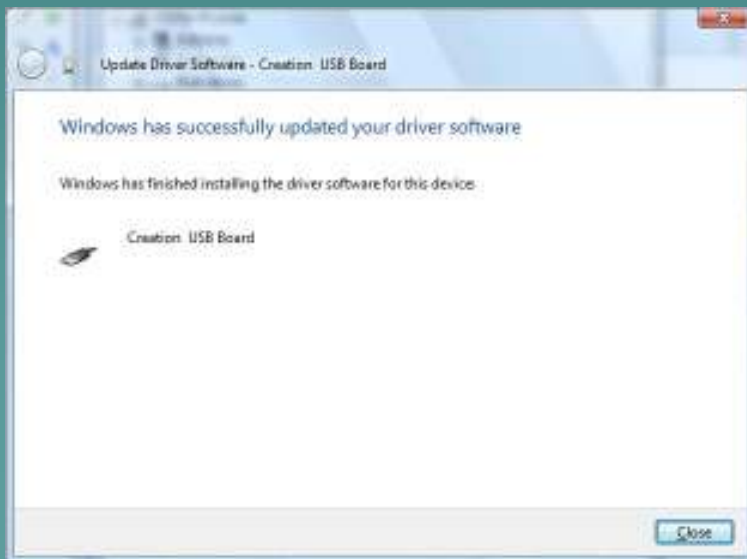
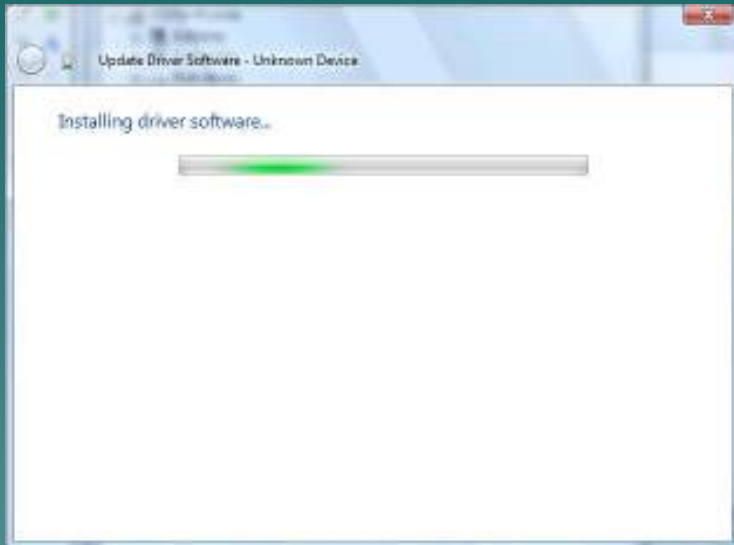


1-14 Installation

- ◆ When this screen comes up, click “Install this driver software anyway”



1-15 Installation



- ◆ The driver software will now install.
- ◆ When finished, it will let you know.
- ◆ Click Close when finished.

1-16 Driver



- ◆ The cutter will show up as Creation USB Board on the Device Manager.
- ◆ The installation is now complete!

The End

Please review our tutorials for more information on particular features.

<http://www.cutterpros.com/downloads> for further information.
To speak with a technician, submit a ticket at
<http://www.cutterpros.com/support/> or call 888-828-8776 x227

CutterPros.com/Hahn Ventures LLC is NOT liable for any software/attachments/instructions/download links/content contained in this presentation. Use the contents of this presentation AT YOUR OWN RISK. CutterPros.com/Hahn Ventures LLC is NOT responsible for any damages incurred to your computer hardware/software or any possible viruses/Trojans/malware or any other type of damaging programs that may be contained in the links and/or attachments. It is your responsibility to verify the contents before using any of the information contained in this presentation. By using the contents in this email you agree to hold CutterPros.com/Hahn Ventures LLC harmless of all liability and damages. You agree that you are totally responsible for what you put on your computer, software you install on your computer and files you download to your computer.

CUTTERPROS.COM