

# CR730/CR1300 Driver Installation

For Windows XP

# 1-1 XP Installation

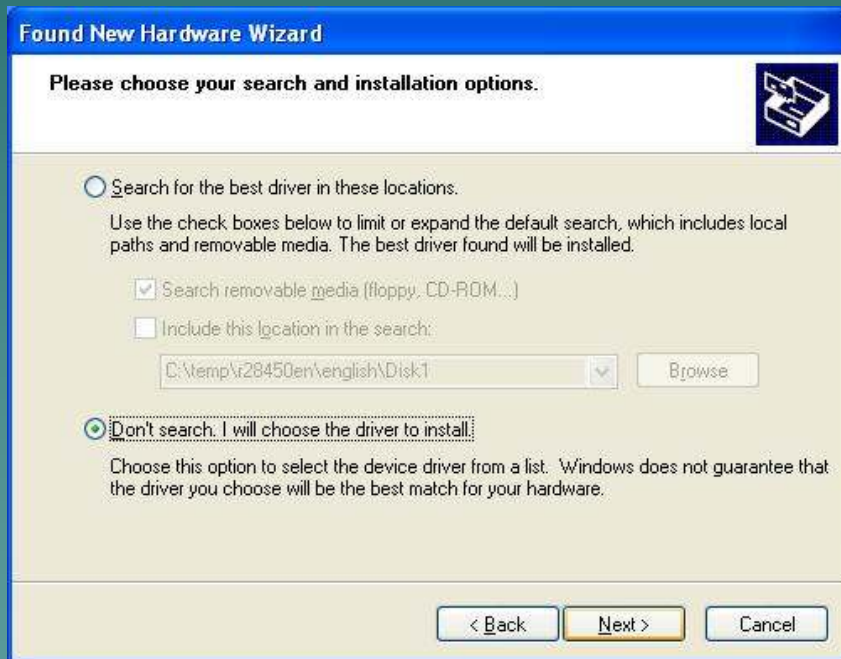
- ◆ Plug the cutter into the computer and turn it on.
- ◆ A "Found New Hardware" Dialog should pop up.
- ◆ If no dialog pops up, see next:
- ◆ Go to Control Panel: System: Hardware Tab: Device Manager
- ◆ The cutter will be listed as "Other Device"
- ◆ Right click on "Other Device" and click "Update Device Driver"

# 1-2 XP Installation



- ◆ Select "Install from a list or specific location (Advanced)"
- ◆ Click "Next"

# 1-3 XP Installation



- ◆ Select "Don't search. I will choose the driver to install."
- ◆ Click "Next"

# 1-4 XP Installation

- ◆ Leave this screen as is and select "Next"

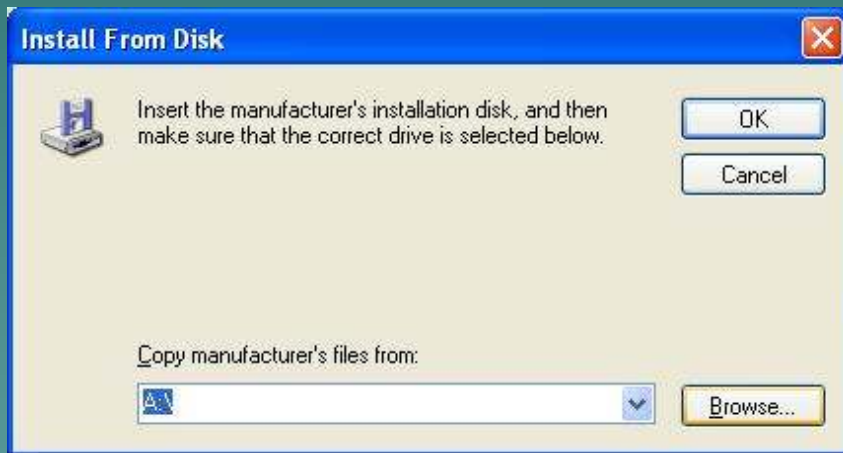


# 1-5 XP Installation

- ◆ Don't change any selections
- ◆ Click "Have Disk"

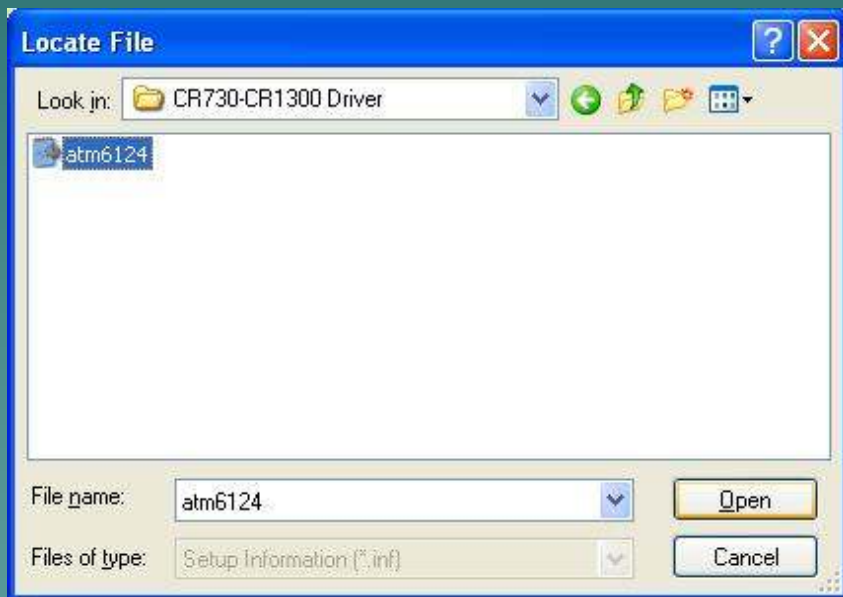


# 1-6 XP Installation



◆ Click "Browse"

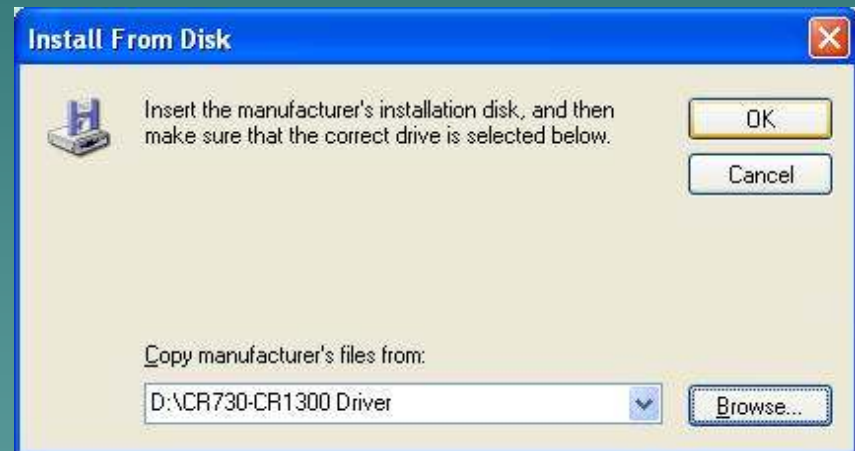
# 1-7 XP Installation



- ◆ Locate the folder that the driver is located in.
- ◆ Select "atm6124" and click "Open"

# 1-8 XP Installation

- ◆ The location of the folder will show in the text box.



# 1-9 XP Installation

- ◆ This screen will now read as “Creation USB Board”
- ◆ Click “Next”



# 1-10 XP Installation



- ◆ Click "Continue Anyway" to continue the installation.

# 1-11 XP Installation



- ◆ The driver is now installing.

# 1-12 XP Installation



- ◆ Driver installation is complete!

# The End

Please review our tutorials for more information on particular features.

<http://www.cutterpros.com/downloads> for further information.  
To speak with a technician, submit a ticket at  
<http://www.cutterpros.com/support/> or call 888-828-8776 x227

CutterPros.com/Hahn Ventures LLC is NOT liable for any software/attachments/instructions/download links/content contained in this presentation. Use the contents of this presentation AT YOUR OWN RISK. CutterPros.com/Hahn Ventures LLC is NOT responsible for any damages incurred to your computer hardware/software or any possible viruses/Trojans/malware or any other type of damaging programs that may be contained in the links and/or attachments. It is your responsibility to verify the contents before using any of the information contained in this presentation. By using the contents in this email you agree to hold CutterPros.com/Hahn Ventures LLC harmless of all liability and damages. You agree that you are totally responsible for what you put on your computer, software you install on your computer and files you download to your computer.

**CUTTERPROS.COM**